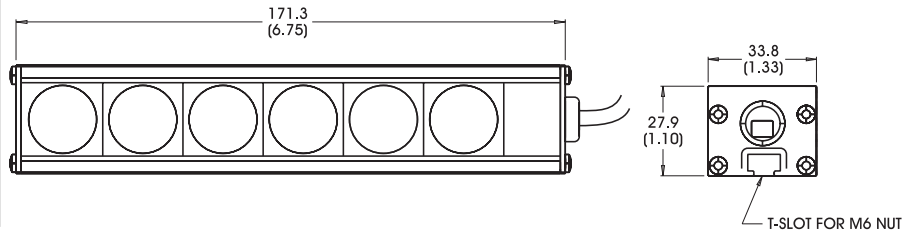




LL5806

High Intensity Line Light

Designed for applications requiring intense illumination for either line scan cameras or large area inspections, the LL5806 provides high output from a compact housing.



DIMENSIONS ARE IN MILLIMETERS

Ordering Information

In Stock Product:
Shipped Next Day

Standard Product Variation:
Shipped Within Two Weeks

LL5806

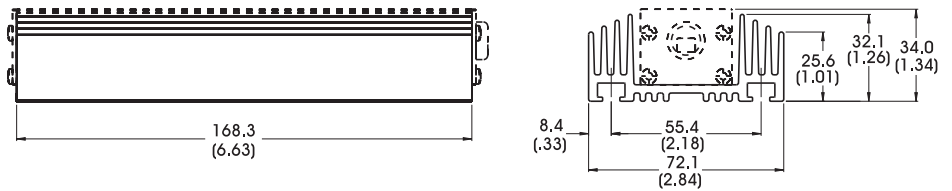

P/N: LL5806-WHI24
Configured for use with user supplied 24v regulated power supply.

	Spectral wavelength	Heat Sink Option	Wash Down Option	Optional power compatibility
LL5806 -	XXX	X	X	XX
(blue)	470 †	H	W	12
(green)	530 †	(See spec below)		24
(red)	625			
(white)	WHI †			

† Not available in 12v

Optional Heat Sink

For dissipation of heat in settings where heat sinking is not provided by the mounting surface.



DIMENSIONS ARE IN MILLIMETERS (INCHES)



This light is one of our Expandable Lighting System (ELS) products, and is available in 1" increments. For more information, contact customer service and ask about part number EL174.