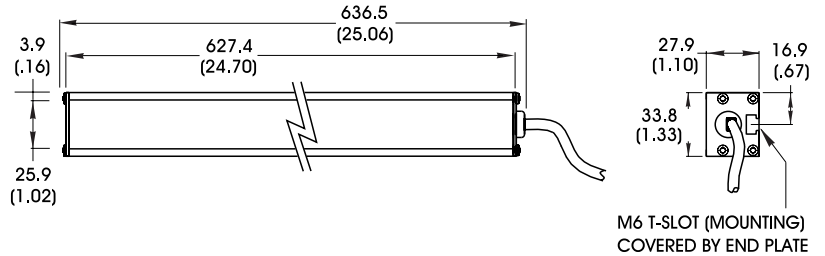





LL6324

High Intensity Line Light



DIMENSIONS ARE IN MILLIMETERS (INCHES)

Ordering Information

Standard product
Ships next day

Standard Product Variation
Shipped within two weeks

LL6324

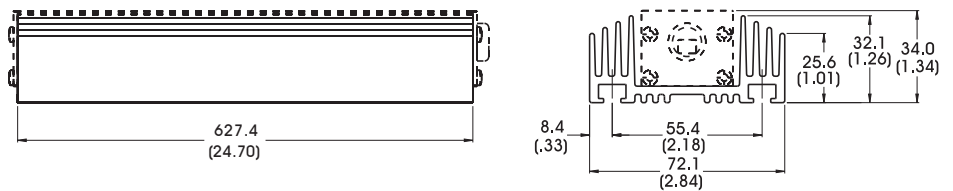

P/N: LL6324-WHI24
Configured for use with user supplied 24v regulated power supply.

	Spectral wavelength	Optional Heat Sink	Optional power compatibility
LL6324 -	XXX	X	XX
	(blue) 470† (green) 530† (red) 625 (white) WHI†	H (See spec below)	12 24

†Not available in 12v

Optional Heat Sink

For dissipation of heat in settings where heat sinking is not provided by the mounting surface.



DIMENSIONS ARE IN MILLIMETERS (INCHES)



This light is one of our Expandable Lighting System (ELS) products, and is available in 1" increments. For more information, contact customer service and ask about part number EL174.